

BERTOLINI™

IMPRESSIONS SERIES



The **Impressions Series** features a unique design that makes it the only maintenance-free pew stacking church chair available. Completely manufactured in the USA, this flagship product from Bertolini is customizable and unmatched for quality and comfort. Highlights include our proprietary, dual-density foam cushion, contoured Flex-Fit seat, and award-winning Ergo-V backrest with sound dampening silhouette styling (with no exposed frame). These chairs make it easy to provide the best experience for your members.

PRODUCT FEATURES

- 1** Heavy-duty 16 gauge cold-rolled steel frame with integrated torsion bar supports 1,000 lbs (454 kg)
- 2** Zero Maintenance design with Fit-Tight fastening system and BosScrew technology
- 3** Flex-Fit blow molded seat offers rock-solid durability
- 4** Proprietary Ergo-V back design provides ergonomic support
- 5** Unmatched comfort with rolled foam seat
- 6** Dual-density foam cushions ensure you won't "bottom out" even when seated for extended periods
- 7** Self-leveling rocker glides are noncorrosive and ribbed to eliminate swivel-glide failure
- 8** Non-wearing, commercial-grade upholstery backed by our rock-solid warranty



STANDARD FABRIC OPTIONS

(See bertolinidirect.com for a wide variety of fabric options)



STANDARD FRAME OPTIONS



DESIGNER FRAME OPTIONS



BERTOLINI MODULAR SYSTEM
All Bertolini models, including arm chairs, interlock with each other to provide mix and match modular flexibility.



LIMITED
LIFETIME WARRANTY

FULLY UPHOLSTERED OUTER BACK

The fully upholstered back provides superior comfort, durability, and sound absorption.

FABRIC

Choose from more than 50 standard fabrics and hundreds of designer fabrics with C.O.M. (Customer's Own Material) option available upon approval (allow 0.8 to 1.1 yards of standard width fabric depending on the model).

STRONGEST FRAME

The 16-gauge bar system features 1010 cold-rolled carbon steel with integrated torsion that provides extra strength—all made in the USA!

FINISH

The ultra-durable powder-coat is electrostatically applied and baked at over 400°, and then saltwater tested for more than 800 hours.

ERGO-V ERGONOMIC BACK FOUNDATION

The multi-contoured V-shape design supports the lower back and cradles the upper shoulders.

ZERO-MAINTENANCE DESIGN

Zero maintenance means screws never fall out, and you will not have to replace parts—ever.

EXCLUSIVE DUAL-DENSITY FOAM

Enjoy all-day comfort and resiliency for the life of the chair with the commercial-grade, dual-density virgin foam seat. *(For additional foam options for this model, visit bertolinidirect.com)*

STACK BUTTONS

Protect your investment with extra-wide buttons for efficient stacking.




ERGO-V BACK DESIGN

The proprietary Ergo-V Support System provides ergonomic comfort and more durability than a plywood foundation.



EVERFLEX BACK OPTION

The million-cycle EverFlex composite spring system offers enhanced comfort to an already comfortable chair by allowing the entire back to flex and feel like your favorite recliner.



RETRACTABLE GANGING INTERLOCKS

The retractable ganging interlocks easily mount under your chair for linking the chairs into rows.



RADIUS GANGING

The radius interlocks allow enough space to form a gentle curve. Available at no additional charge.




FLEX-FIT BLOW-MOLD SEAT

The contoured S-shape saddle seat foundation provides superior comfort and is assembled with Fit-Tight fasteners.



BOS-SCREW FASTENERS

The new Fit-Tight fastening system with BosScrew means screws tighten over time and NEVER fall out.



STANDARD GANGING

The straight interlocks hold chairs tightly together. Available at no extra charge.



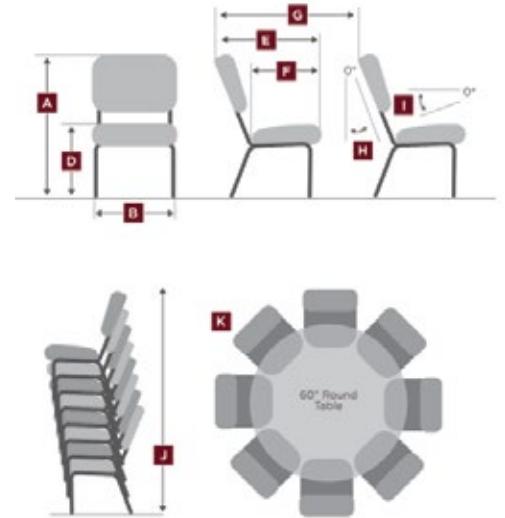
BOOTED ROCKER GLIDES

The noncorrosive ribbed and booted self-leveling rocker glides which eliminate swivel-glide failure.

SPECIFICATIONS

	20-IN WIDE (STANDARD)	ARM CHAIR	22-IN WIDE
OVERALL HEIGHT (A)	35 in (89 cm)	35 in (89 cm)	35 in (89 cm)
OVERALL WIDTH (B)	20.25 in (51.4 cm)	23 in (58.4 cm)	22 in (55.9 cm)
SEAT WIDTH (C)	20 in (50.8 cm)	20 in (50.8 cm)	22 in (55.9 cm)
SEAT HEIGHT (D)	18.75 in (47.6 cm)	18.75 in (47.6 cm)	18.75 in (47.6 cm)
DEPTH (E)	26.3 in (66.8 cm)	26.3 in (66.8 cm)	26.3 in (66.8 cm)
SEAT DEPTH (F)	18.25 in (46.4 cm)	18.25 in (46.4 cm)	18.25 in (46.4 cm)
WEIGHT	16.3 lbs (7.4 kg)	19.5 lbs (8.8 kg)	17.4 lbs (7.9 kg)
RECOMMENDED EGRESS (G)	36 in (91.4 cm)	36 in (91.4 cm)	36 in (91.4 cm)
BACK PITCH (H)	17.5°	17.5°	17.5°
SEAT PITCH (I)	7°	7°	7°
STACKS (J)	8 high	6 high	6 high
AROUND 60-IN ROUND (K)	6 - 8	5 - 7	5 - 7
GLIDES	Clear or Black	Clear or Black	Clear or Black
FABRIC YARDAGE	0.80 - 1.1 yards	0.80 - 1.1 yards	0.80 - 1.1 yards
EVERFLEX BACK OPTION	+ 1.7 lbs	+ 1.7 lbs	n/a

MEASUREMENT GUIDE



BACK STYLES



PASSIVE LUMBAR
(Standard)



FULL LENGTH

OPTIONAL ACCESSORIES

(See bertolinidirect.com for our large collection of customizable options)



BOOK RACK



COMMUNION CUP
HOLDER



ATTACHED KNEELER



CARD HOLDER



COFFEE CUP HOLDER

CARTS



STANDARD CHAIR
DOLLY: 24 INCH



HEAVY-DUTY
5-WHEEL DOLLY

NO HASSLE WARRANTY

- Frame / Structural - Limited Lifetime
- Foam - 20 years
- Upholstery (fabric and seat / backrest inserts) - 5 years

STANDARDS

Impressions Series chairs meet or exceed all applicable tests from ANSI / BIFMA X 5.1-2002. All upholstery and foam meet or exceed California Bulletin 117-2013.

