

**BERTOLINI™**

**ESSENTIALS SERIES**



The **Essentials Series** features customizable pew stackers manufactured in the USA using the highest quality materials and most innovative manufacturing processes to ensure longevity and value. Your congregation will enjoy unbeatable comfort with the proprietary, dual-density 3.5-inch foam cushion seat so they can stay focused on what really matters—worship!

## PRODUCT FEATURES

- 1** Supports up to 1,000 lbs with a close looped frame and torsion bar system
- 2** Provides back support and comfort with an enhanced cutaway lumbar
- 3** Constructed to give leg relief with a rolled front seat cushion
- 4** Built using a commercial grade, 3.5-inch dual-density seat cushion for unmatched comfort
- 5** Holds up to years of hard use with a durable seat and back construction with T-nut metal to metal fastening
- 6** Booted rocker glides created to eliminate swivel glide failure and exposed frame corners



## STANDARD FABRIC OPTIONS

(See [bertolinidirect.com](http://bertolinidirect.com) for a wide variety of fabric options)



## STANDARD FRAME OPTIONS




## DESIGNER FRAME OPTIONS



### BERTOLINI MODULAR SYSTEM

All Bertolini models, including arm chairs, interlock with each other to provide mix and match modular flexibility.



LIMITED  
LIFETIME WARRANTY

## FABRIC

Our commercial-grade polyolefin fabrics are double-rub tested up to 250,000 times without showing signs of wear.

## FINISH

The ultra-durable powder-coat is electro-statically applied and baked at over 400°, and then saltwater tested for more than 800 hours.

## FRAME

The 16-gauge bar system features 1010 cold-rolled carbon steel with integrated torsion that provides extra strength—all made in the USA!

## MANDREL CLOSED-LOOP FRAME

A mandrel bent closed-loop frame prevents flexing of the back and ensures durability.

## EXCLUSIVE DUAL-DENSITY FOAM

Commercial grade dual-density virgin foam ensures all-day comfort and resiliency for the life of the chair.

## STACK BUTTONS

Includes extra-wide stack buttons for efficient stacking to help protect your investment.




## RADIUS-EDGE ELEGANCE

Our exclusive radius-edge steel frame provides a softer, more elegant look and extends the life of the finish when stacked.



## T-NUT FASTENERS

T-nut metal-to-metal fastening makes for rock-solid durability.



## RETRACTABLE INTERLOCKS

Optional retractable interlocks easily mount under your chair to provide linking of chairs into rows.



## BOOTED ROCKER GLIDES

The noncorrosive, ribbed and booted self-leveling rocker glides eliminate swivel-glide failure.



## EASY-USE INTERLOCKS

The straight interlocks hold chairs tightly together, while radius interlocks allow enough space to form a gentle curve. Available at no additional charge.

## SPECIFICATIONS

	20-IN WIDE (STANDARD)	ARM CHAIR	22-IN WIDE	18-IN WIDE
OVERALL HEIGHT (A)	35 in (89 cm)	35 in (89 cm)	35 in (89 cm)	35 in (89 cm)
OVERALL WIDTH (B)	20.25 in (51.4 cm)	23 in (58.4 cm)	22 in (55.8 cm)	18.25 in (46.3 cm)
SEAT WIDTH (C)	20 in (51 cm)	20 in (51 cm)	22 in (55.9 cm)	18 in (46 cm)
SEAT HEIGHT (D)	18.75 in (47.6 cm)	18.75 in (47.6 cm)	18.75 in (47.6 cm)	18.75 in (47.6 cm)
DEPTH (E)	25 in (63.5 cm)	25 in (63.5 cm)	25 in (63.5 cm)	25 in (63.5 cm)
SEAT DEPTH (F)	18.1 in (46 cm)	18.1 in (46 cm)	18.1 in (46 cm)	18.1 in (46 cm)
WEIGHT	17.9 lbs (8.1 kg)	21.2 lbs (9.6 kg)	19.6 lbs (8.9 kg)	16.2 lbs (7.3 kg)
RECOMMENDED EGRESS (G)	36 in (91 cm)	36 in (91 cm)	36 in (91 cm)	36 in (91 cm)
BACK PITCH (H)	17.5°	17.5°	17.5°	17.5°
SEAT PITCH (I)	7°	7°	7°	7°
STACKS (J)	8 high	6 high	6 high	8 high
AROUND 60-IN ROUND (K)	6 - 8	6 - 8	6 - 8	8 - 10
GLIDES	Clear or Black	Clear or Black	Clear or Black	Clear or Black
FABRIC YARDAGE	0.80 - 1.1 yards	0.80 - 1.1 yards	0.80 - 1.1 yards	0.80 - 1.1 yards

## OPTIONAL ACCESSORIES

(See [bertolinidirect.com](http://bertolinidirect.com) for all our customization options)



BOOK RACK



COMMUNION CUP HOLDER



CARD HOLDER



COFFEE CUP HOLDER

## BACK STYLES



PASSIVE LUMBAR  
(Standard)

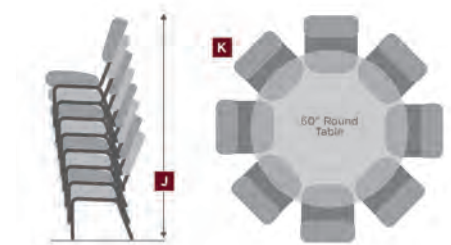
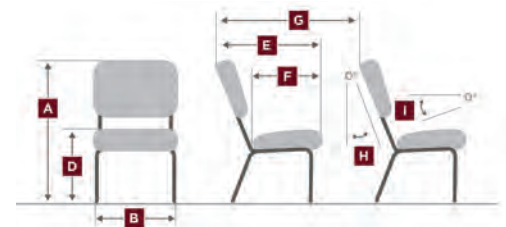


FULL LENGTH

## CARTS

- STANDARD CHAIR DOLLY: 24 INCH
- HEAVY-DUTY 5-WHEEL DOLLY

## MEASUREMENT GUIDE



## NO HASSLE WARRANTY

- Frame / Structural - Limited Lifetime
- Foam - 15 years
- Upholstery (fabric and seat / backrest inserts) - 5 years

## STANDARDS

Essentials Series chairs meet or exceed all applicable tests from ANSI / BIFMA X 5.1-2002. All upholstery and foam meet or exceed California Bulletin 117-2013.

